

Enhanced Medication Features Now Available on our Commercial and Medicare Provider Portals

The latest enhancements to our Provider Portals allow you to access a comprehensive overview of members' medications. This, in turn, helps encourage treatment adherence and improve patient health outcomes. These enhancements apply to the ProviderVista platform for your Florida Blue commercial patients and the Provider Link™ platform for your Florida Blue Medicare patients.

In **ProviderVista**, we added a **Medication Management view** containing a list of members who are taking diabetes, cholesterol, hypertension, and insulin medications. The data is refreshed daily and provides information from the past 12 months.

The new **Medication Adherence Report** in **Provider Link** includes a list of members with prescriptions and allows you to filter by those who are not following a regimen or should be monitored for compliance. The filters in this section were designed to support the Centers for Medicare and Medicaid Services (CMS) various Medicare Part D Star measures.

About the ProviderVista Enhancement

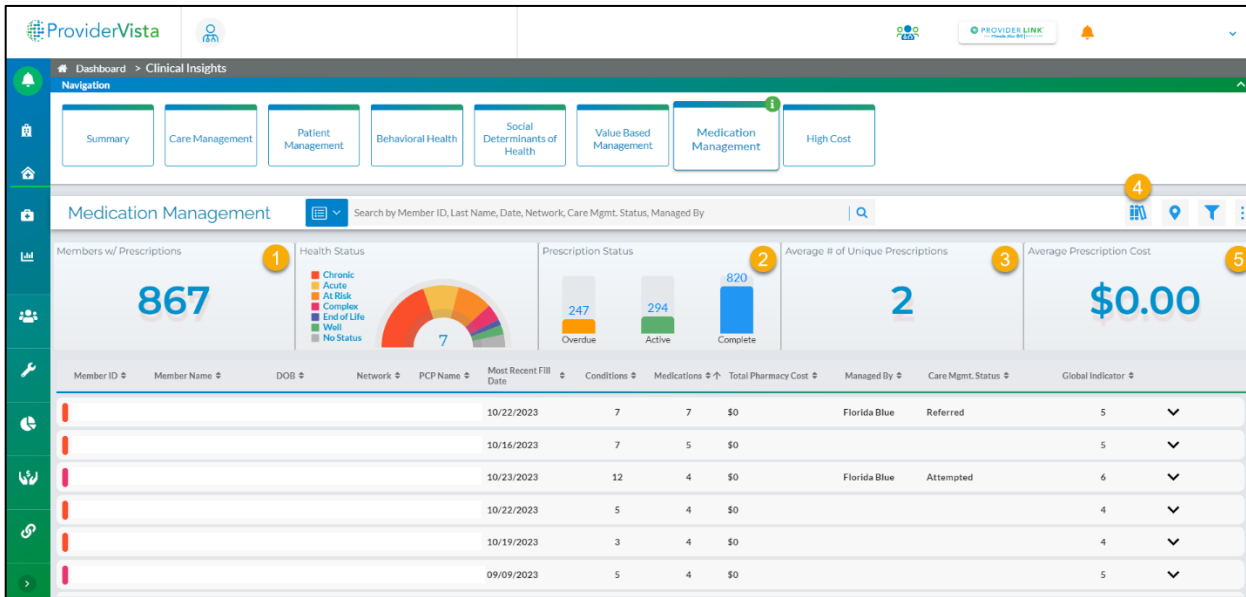
The Medication Management view, available under the *Clinical Insights* tile, looks like other portal views, with the same location, filter, and export icons. New features in the Medication Management view include:

- 1 **Members with Prescriptions** – This pane displays the total number of patients from your Florida Blue member roster who have had a prescription within the last 12 months.
- 2 **Prescription Status** – The bar chart in this pane displays the proportion and number of prescriptions by status (complete, active, and overdue).
 - Complete: The member no longer needs a prescription
 - Active: The member is currently taking the medication
 - Overdue: The member's prescription is active, yet they do not have a claim processed within the expected timeframe to remain adherent

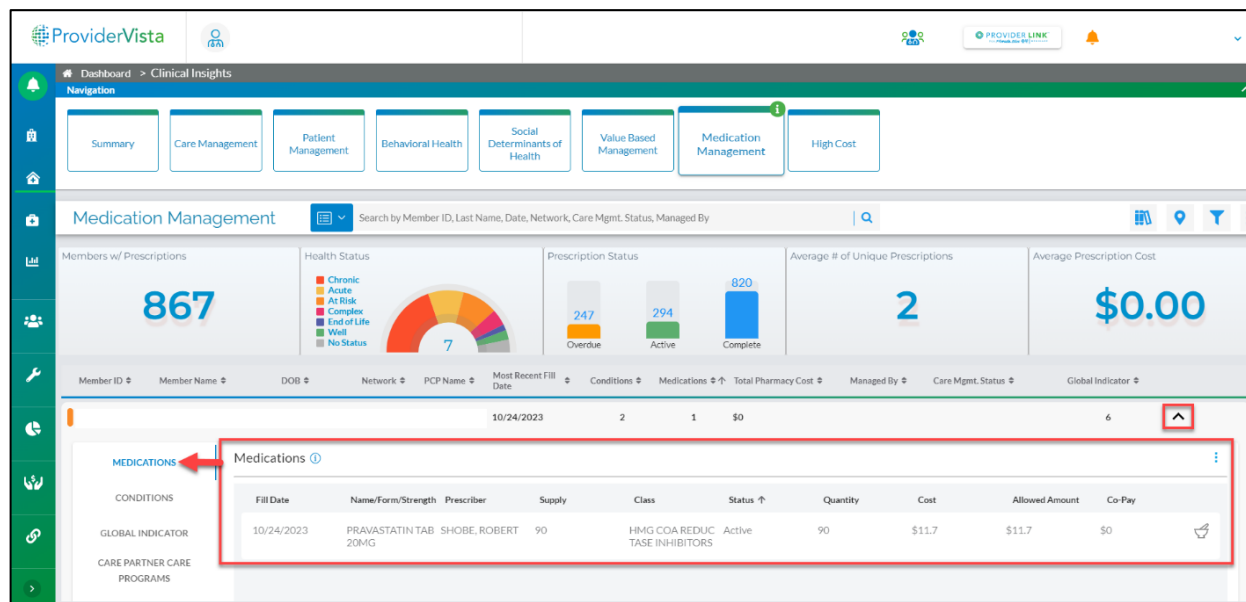
Each bar in the chart acts as a filter. You can click on it to view the desired status. For example, if you select “overdue,” the page will filter to members who have not filled a prescription.

- 3 **Average # of Unique Prescriptions** – The mean calculation of unique prescriptions
- 4 **Portal Learning Center** – This icon opens a side panel where all the medication management terminology on this view is defined in detail.
- 5 **Average Prescription Costs** – The mean calculation of prescription cost per quarter

The following screenshot illustrates these new ProviderVista features.



More information about a member's prescribed medications, such as the Fill Date and Prescriber, can be seen in the Patient Detail pane. You can access this expanded view by selecting the down arrow to the right of the Global Indicator column for each member.



About the Provider Link Enhancement

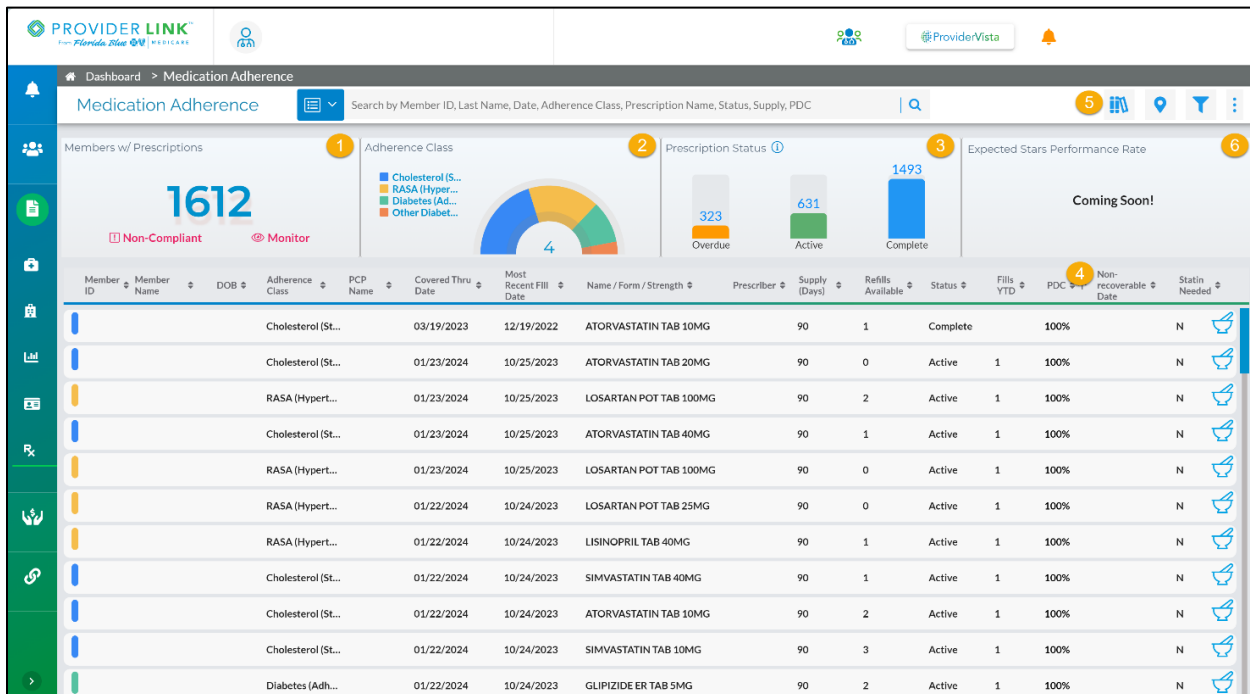
The Medication Adherence Report has similar features to existing reports, but contains new graphs and data to better track your patients' medication adherence. New features in the Medication Adherence Report include:

- 1 **Members with Prescriptions** – This pane displays the total number of patients with prescriptions within the four adherence measure categories (diabetes, renin angiotensin system antagonists, statins, and statin use in patients with diabetes). Here you can determine who is not complying with a prescription regimen and who should be monitored for compliance.

Florida Blue and Florida Blue Medicare are independent licensees of the Blue Cross and Blue Shield Association.

- 2 **Prescription Type** – The donut chart in this pane displays the proportion of prescriptions monitored for adherence by type and the total number of prescriptions. The accompanying legend identifies each prescription type by color. Each segment in the chart acts as a filter.
- 3 **Prescription Status** – The bar chart in this pane displays the proportion and number of prescriptions by status (overdue, active, and complete). Each bar acts as a filter.
- 4 **PDC** – This column displays a member’s Proportion of Days Covered, the figure CMS uses to gauge adherence to a prescription regimen. CMS considers a PDC of 80% to be the minimum necessary for prescribed medications to be effective.
- 5 **Portal Learning Center** – This icon opens a side panel where all the medication adherence terminology on this view is defined in detail.
- 6 **Expected Stars Performance Rating (Coming Soon)** – The list in this pane displays the expected year-end Stars rating for the applicable CMS Medication Adherence Measures. The scores at the right in small boxes represent the cutline for a 5-Star rating.

The following screenshot shows these new Provider Link features.



Need Access to Our Provider Portal?

Simply ask your Availity®¹ Primary Access Administrator (PAA) to select the Provider Portal role in your profile. You will find the Provider Portal tile in the Florida Blue or Truli for Health Payer Space. As a reminder, ProviderVista and Provider Link educational materials, including frequently asked questions and a user’s guide, are in the Florida Blue Learning Center in the Florida Blue and Truli for Health Payer Space on [Availity.com](https://www.availity.com).

¹Availity, LLC is a multi-payer joint venture company. For more information or to register, visit [Availity.com](https://www.availity.com).

Florida Blue and Florida Blue Medicare are independent licensees of the Blue Cross and Blue Shield Association.