

## What is an opioid overdose?



Opioids can cause bad reactions that make your breathing slow or even stop. This can happen if your body can't handle the opioids that you take that day.

### TO AVOID AN ACCIDENTAL OPIOID OVERDOSE:

- Try not to mix your opioids with alcohol, benzodiazepines (Xanax, Ativan, Klonopin, Valium), or medicines that make you sleepy.
- Be extra careful if you miss or change doses, feel ill, or start new medications.

## Now that you have naloxone...

Tell someone where it is and how to use it.

## Common opioids include:

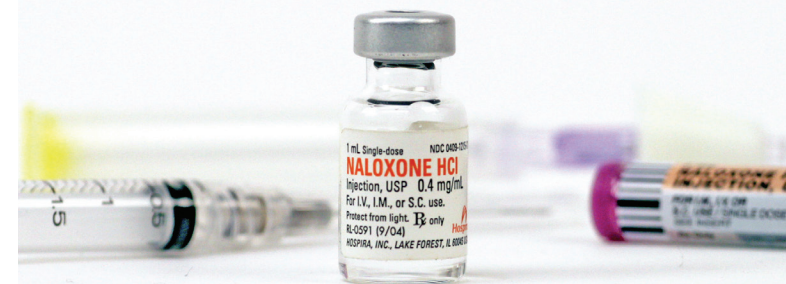
| GENERIC       | BRAND NAME                                    |
|---------------|---|
| Hydrocodone   | Vicodin, Lorcet, Lortab, Norco, Zohydro       |
| Oxycodone     | Percocet, OxyContin, Roxicodone, Percodan     |
| Morphine      | MSContin, Kadian, Embeda, Avinza              |
| Codeine       | Tylenol with Codeine, TyCo, Tylenol #3        |
| Fentanyl      | Duragesic, Actiq                              |
| Hydromorphone | Dilaudid                                      |
| Oxymorphone   | Opana   |
| Meperidine    | Demerol                                       |
| Methadone     | Dolophine, Methadose                          |
| Buprenorphine | Suboxone, Subutex, Zubsolv, Bunavail, Butrans |

\* Heroin is also an opioid.

For patient education, videos and additional materials, please visit [www.prescribtoprevent.org](http://www.prescribtoprevent.org)



# Opioid Safety and How to Use Naloxone



A GUIDE FOR PATIENTS AND CAREGIVERS

## In case of overdose:

### 1 Check responsiveness

Look for any of the following:

- No response even if you shake them or say their name
- Breathing slows or stops
- Lips and fingernails turn blue or gray
- Skin gets pale or clammy

### 2 Call 911 and give naloxone

If no reaction in 3 minutes, give second naloxone dose

### 3 Do rescue breathing and/or chest compressions

Follow 911 dispatcher instructions

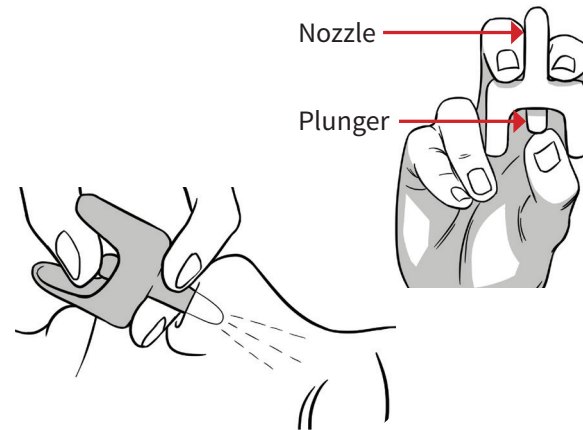
**>> STAY WITH PERSON  
UNTIL HELP ARRIVES.**

## How to give naloxone:

There are 3 common naloxone products. Follow the instructions for the type you have.

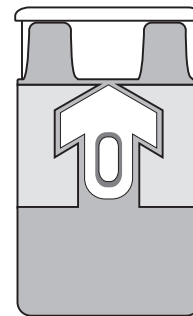
### Nasal spray

This nasal spray needs no assembly and can be sprayed up one nostril by pushing the plunger.



### Auto-injector

The naloxone auto-injector needs no assembly and can be injected into the outer thigh, even through clothing. It contains a speaker that provides step-by-step instructions.



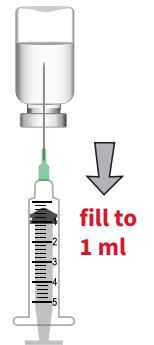
### Injectable naloxone

This requires assembly. Follow the instructions below.

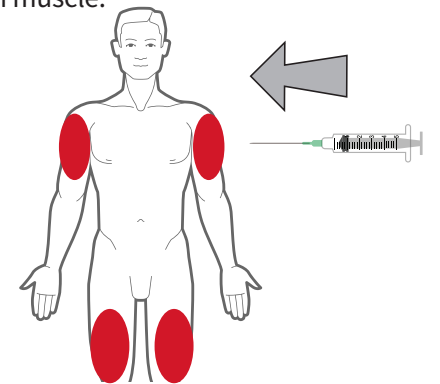
**1** Remove cap from naloxone vial and uncover the needle.



**2** Insert needle through rubber plug with vial upside down. Pull back on plunger and take up 1 ml.



**3** Inject 1 ml of naloxone into an upper arm or thigh muscle.



**4** If no reaction in 3 minutes, give second dose.