

## ProviderVista Enhancements:

### Practice Summary Dashboard & Value-Based Roster

As part of our ongoing efforts to enhance patient care, we are pleased to introduce two enhancements in ProviderVista: Practice Summary Dashboard and Value-Based Roster tools.


#### Enhancement: Practice Summary Dashboard

The Practice Summary Dashboard feature provides you with a comprehensive overview of your Florida Blue commercial membership population, with data for a rolling 12-month period.

Within this new tool, you have access to member demographics, information on access to care, high-cost patients, coding and quality opportunities, pharmacy, and behavioral health.

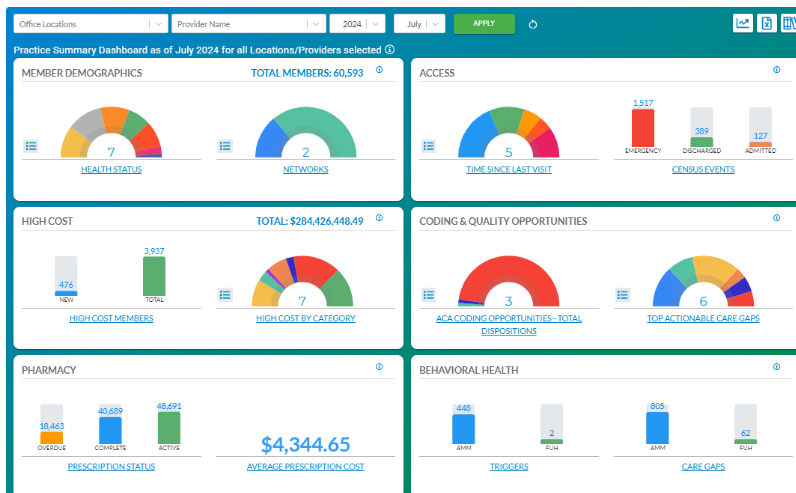
A Trend View that displays the same valuable information is also available, allowing you to track and analyze trends over time. You may filter the data by location, provider name, year, month, and quarter, depending on the selected view.

The Practice Summary Dashboard is accessible on the ProviderVista home page next to the provider group name, titled as “View My Practice Summary.”



### ProviderVista > View My Practice Summary

#### Standard View



#### Member Demographics

**Health Status** – Displays the total number of members across health status by category: well, acute, at risk, chronic, complex, and end of life (EOL), with detailed counts available by hovering over segments.

**Networks** – Shows the distribution of members across the associated identified networks (HMO and PPO) with detailed counts available by hovering over segments.

## Access

**Time Since Last Visit** – Shows the distribution of members by their last primary care provider (PCP) visit, categorized into the following intervals:

- < 3 months
- 3 months
- 6 months
- 9 months
- 12+ months

**Census Events** – Displays the distribution of members across recent admission, discharge, and emergency events.

## Coding & Quality Opportunities

**ACA Coding Opportunities - Total Dispositions** – Shows the distribution of members across coding opportunity dispositions (Current Conditions, Non-Existent, Acute Episode, Off Label Use, Insufficient Details, and Not Addressed).

**Top Actionable Care Gaps** – Displays the distribution of members across identified top actionable care gaps.

## Pharmacy

**Prescription Status** – Displays the proportion and count of prescriptions categorized as:

- Complete -the end of the prescription period has passed
- Active - prescription is still active and being filled
- Overdue - prescription is active but a claim has not been processed within expected timeframe to remain adherent

**Average Prescription Cost** – Shows the mean calculation of prescription cost per quarter of your membership population.

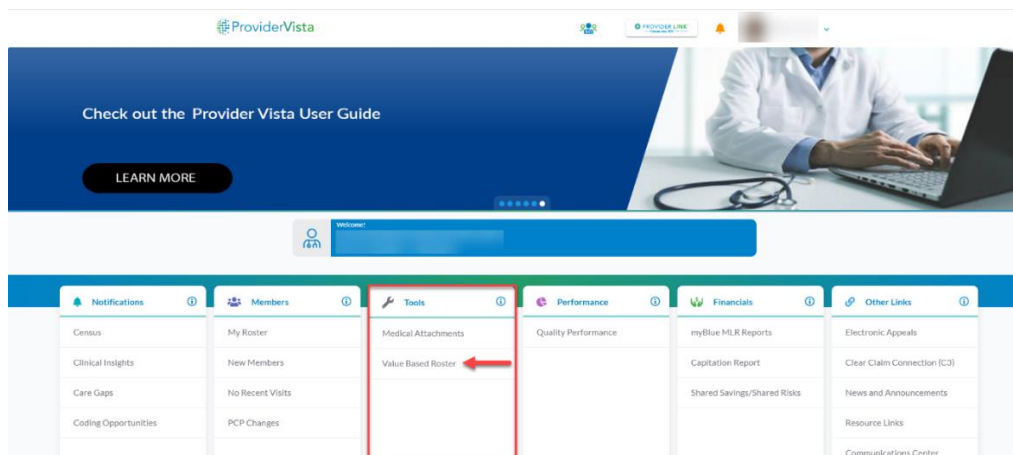
## Behavioral Health

**Behavioral Health Triggers** – Displays the distribution members population by trigger category for Antidepressant Medication Management (AMM) and Follow-Up after Hospitalization (FUH). A trigger is an identified opportunity in a member's care that may require follow up.

**Behavioral Health Care Gaps** – Displays the distribution of members with care gaps related to AMM or a FUH.

## Enhancement: Value-Based Roster Tool

The Value-Based Roster tool is intended for existing value-based Accountable Provider Organizations (APO) for roster submission and reconciliation. It is only available during the value-based roster reconciliation period within the Tools tab (as shown in image below). This enhancement allows value-based groups to download and submit their provider roster, upload attestation for conflicts, and finalize their roster.



ProviderVista > Tools > Value-Based Roster

### **How to Get Access to the VB Roster Tool**

Only your practice Availity®<sup>1</sup> Primary Access Administrator (PAA) can grant you access to the Value-Based Roster Tool. They may do so by assigning the Value-Based Invoice Report role to your account: My Account Dashboard, Manage My Organization, Role(s), Value-Based Invoice Report.

### **Need Access to Our Provider Portal?**

Simply ask your Availity PAA to select the Provider Portal role in your profile. You will find the Provider Portal tile in the Florida Blue or Truli for Health payer space. As a reminder, our Provider Portal's educational materials, including frequently asked questions and a user's guide, are in the Florida Blue Learning Center in the Florida Blue and Truli for Health payer spaces at [Availity.com](https://www.availity.com).

<sup>1</sup> Availity is a registered trademark of Availity, LLC | Copyright 2024 Availity, LLC | All Rights Reserved.  
HMO coverage is offered by Truli for Health and Florida Blue HMO, affiliates of Florida Blue. Florida Blue offers health insurance. These companies are independent licensees of the Blue Cross and Blue Shield Association.