

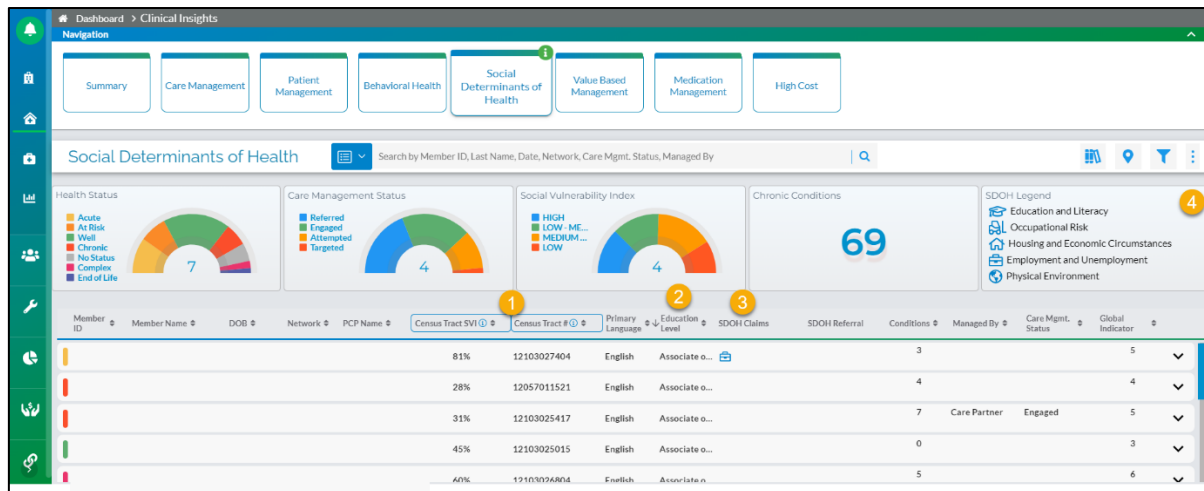
Reminder About the Social Determinants of Health Dashboard in ProviderVista

As we continue to make efforts to remove barriers that may be preventing some of your patients – our members – from being as healthy as possible, we are reminding providers about the Social Determinants of Health (SDOH) tool in ProviderVista.

The SDOH tool provides a dashboard with helpful data related to commercial plan members, a resource library, and the ability to report SDOH information. Capturing and reporting your patients' ICD-10 Z codes **helps us better understand the needs of your patients**. It also provides insightful information on the community and potential challenges impacting our members' ability to carry out your recommended treatment plan.

The SDOH dashboard is in the **Clinical Insights** section of the portal. We encourage you to use this tool for a holistic view of the patient, as well as to identify potential barriers your patients may be facing. The Florida Blue Retail Centers are an additional resource available to all Floridians. We are ready to assist and recommend community partners or resources for all your patients.

The first image shows you where to find the Social Determinants of Health tile inside the portal.

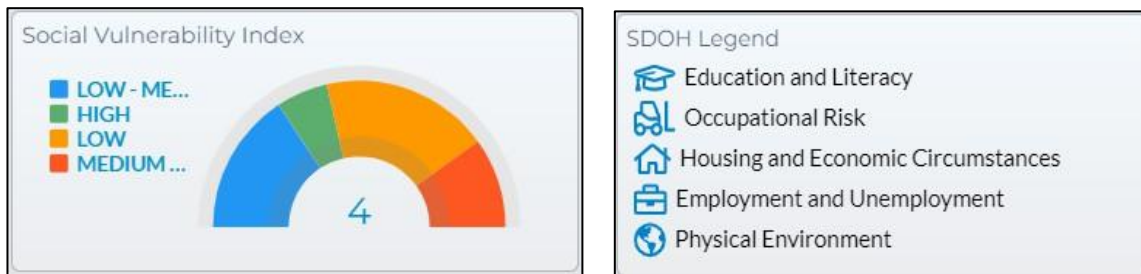


Clicking on the colored charts at the top displays a member's health status, care management status, social vulnerability index (#1 in image above) and chronic conditions. On this screen you will also see any information captured regarding the patient's preferred language, education level (#2 above), SDOH claims (#3 above) and conditions. The SDOH Legend (#4 above) is explained below.

Florida Blue is an independent licensee of the Blue Cross and Blue Shield Association.

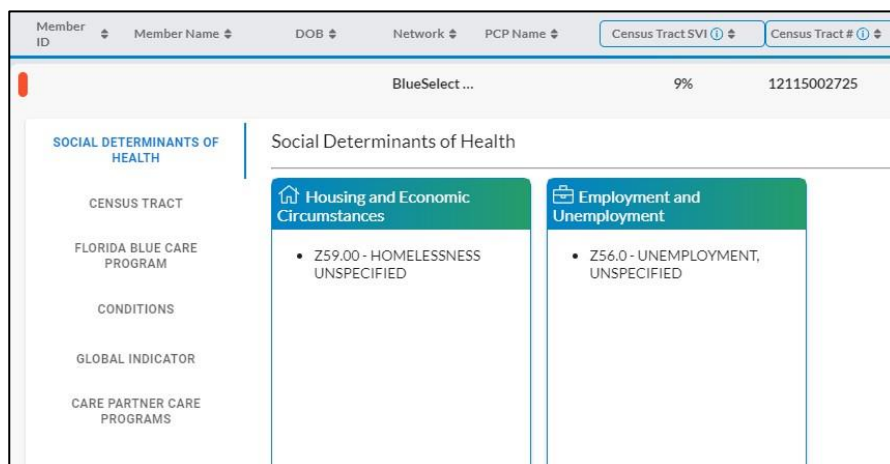
The **Care Management Status** column will show whether the member is set to be referred to a care partner, if the care partner has attempted to contact the member, if the member is engaged in the program, and if the member has been targeted (but not yet referred to a care partner).

Some tiles within the SDOH dashboard display a **Global Indicator** in the bar under the SDOH Legend to the far right. Hovering your cursor over the number in this field lists all Clinical Insights dashboards for that patient, such as Behavioral health, SDOH, and High Cost.



Above are closeups of two features of the SDOH dashboard. The **Social Vulnerability Index** measures an area's vulnerability to SDOH factors. This is not member-specific data. The SDOH Claims column displays a set of icons based on information available. The **SDOH Legend** explains these icons.

The SDOH area displays determinants such as certain conditions and global indicators that may impact a patient's health.



The above image may help show a patient's housing and employment status as captured through Z codes.

There are several resources available to help you learn more about SDOH. You can click on the book icon in the top bar to reach the Portal Learning Center shown below and access valuable materials.

Florida Blue is an independent licensee of the Blue Cross and Blue Shield Association.

Health Status
7

Care Management Status
4

Social Vulnerability Index
4

Chronic Conditions
69

Category	Census Tract % County	State	County
Social Vulnerability Index	25%	50%	35%
Percent with Doctorate Degree	1%	1%	1%
Percent Non-English Speaking Population	8%	12%	5%
Percent Spanish Speaking Population	5%	22%	7%
Households With More People Than Rooms - P percentage	2%	3%	2%

What Goes into Your Health?

- 20% of a person's health and well being is related to access to care and utility of services.
- The physical environment, social determinants and behavioral factors drive 80% of health outcomes.
- More specifically, that 80% can be broken down as follows:
 - Roughly 40% is attributed to socioeconomic factors education, job status, family/social support, income and community safety.
 - 10% to physical environment housing
 - 30% to health behaviors: tobacco abuse, diet and exercise, alcohol use and sexual activity.

Health Breakdown:
 Socioeconomic Factors: 40%
 Physical Environment: 10%
 Health Behaviors: 30%
 Health Care: 20%

Links related to the Social Determinants of Health are available within the portal but are also listed below. We encourage you to review them, along with the above screenshots, to learn more.

- [Advancing Health Equity by Addressing SDOH](#)
- [Embed Racial Justice and Advance Health Equity](#)
- [Take Action for our Health](#)
- [Taking Action for our Health](#)
- [What is Epigenetics?](#)
- [Successful Evidence-Based Strategies and Current Federal Efforts](#)
- [What are social determinants of health?](#)
- [Community Strategies for Preventing Chronic Disease](#)
- [Minority Health and Health Disparities](#)
- [Improving the Health of Floridians](#)
- [Improving the Collection of SDOH Data with ICD-10-CM Z Codes](#)

Thank you for your ongoing support to advance health equity, remove barriers, and improve health for all your patients. We appreciate the care you provide to our members every day.

Want to Learn More About Portal Features?

Be sure to check out the Provider Portal User Guide. To ensure you are familiar with the sections and continue to get the most from recent enhancements, we have updated the user guide. The guide walks you through each of the functional tabs within the dashboard with helpful screen shots. You may access it from the Provider Portal banner or within the Florida Blue Payer Space at [Availity](#)¹.

As a reminder, please use the Provider Portal User Guide for questions about the portal. The dedicated ProviderVista email address has been retired.

¹Availity, LLC is a multi-payer joint venture company. Visit [Availity.com](https://www.availity.com) to register.

Florida Blue is an independent licensee of the Blue Cross and Blue Shield Association.

113393 0724R